

MANATEE COUNTY GOVERNMENT

FINANCIAL MANAGEMENT DEPARTMENT,
PURCHASING DIVISION

"TO SERVE WITH EXCELLENCE"

May 22, 2006

TO: All Interested Bidders

SUBJECT: Invitation for Bid #05-8355-JR
John H. Marble Park Renovation / Construction

ADDENDUM #1

Bidders are hereby notified that this Addendum shall be acknowledged on page 00300-1 of the Bid Form and made a part of the above named bidding and contract documents. Proposals submitted without acknowledgment of the Addendum will be considered incomplete.

The following items are issued to add to, modify, and clarify the bid and contract documents. These items shall have the same force and effect as the original bidding and contract documents, and cost involved shall be included in the bid prices. Bids to be submitted on the specified bid date, shall conform to the additions and revisions listed herein.

Questions received at the Information Conference held May 12, 2006:

1. Which direction are the tennis courts to drain?

The tennis courts will drain to the north, away from the pool area. There will be a small swale constructed by the County between the sidewalk and court area which will be for drainage of the sidewalk at that location.

2. Describe the electricity portion of the project?

It is the contractor's responsibility to move the existing electricity. The panel, meter, and internal panel connections for the existing electric supply will be provided by the contractor and actual conduit and wire run to the remote control car track will be done by the County. The electricity will be 200Amp service to the tennis court area which currently does not have any electricity. It is the responsibility of the contractor to protect the existing electric wiring currently in place. Should there be any damage to any of the existing electrical items, they will be restored or repaired at the Contractor's expense to their original state or better.

3. Should the curves be banked on the Remote Control Car Track?

The car track should be built according to the attached revised specification drawings. The banking of the curves should be included in the contractor's lump sum price. The guardrails necessary for the car track will be supplied and installed by the County. See attached sketch sheets.

4. Does the remote control track require a drain?

Yes. There will be two drains in the middle of the track, as shown on the sketch sheets provided.

5. Describe the gates required for the court areas.

The gates are addressed in the specification section of the bid documents.

6. What is the minimum thickness of the base material for the tennis courts, basketball courts and remote control car track? What is the total thickness of the asphalt of the tennis courts, basketball court and remote control car track?

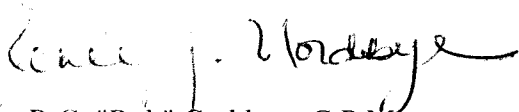
The courts and car track cross section is the non-freeze/thaw section shown in the specifications as: 4” of base material over compacted subgrade, 1” of asphalt and a liquid applied acrylic surface system topping.

7. Note: Any damage done by the contractor to the sidewalk will be restored or repaired at the Contractor’s expense to its original state or better.

END OF ADDENDUM #1

Bids will be received at Manatee County Purchasing, 1112 Manatee Avenue West, Bradenton, Florida 34205 until **2:00 P.M. on June 2, 2006.**

Sincerely,

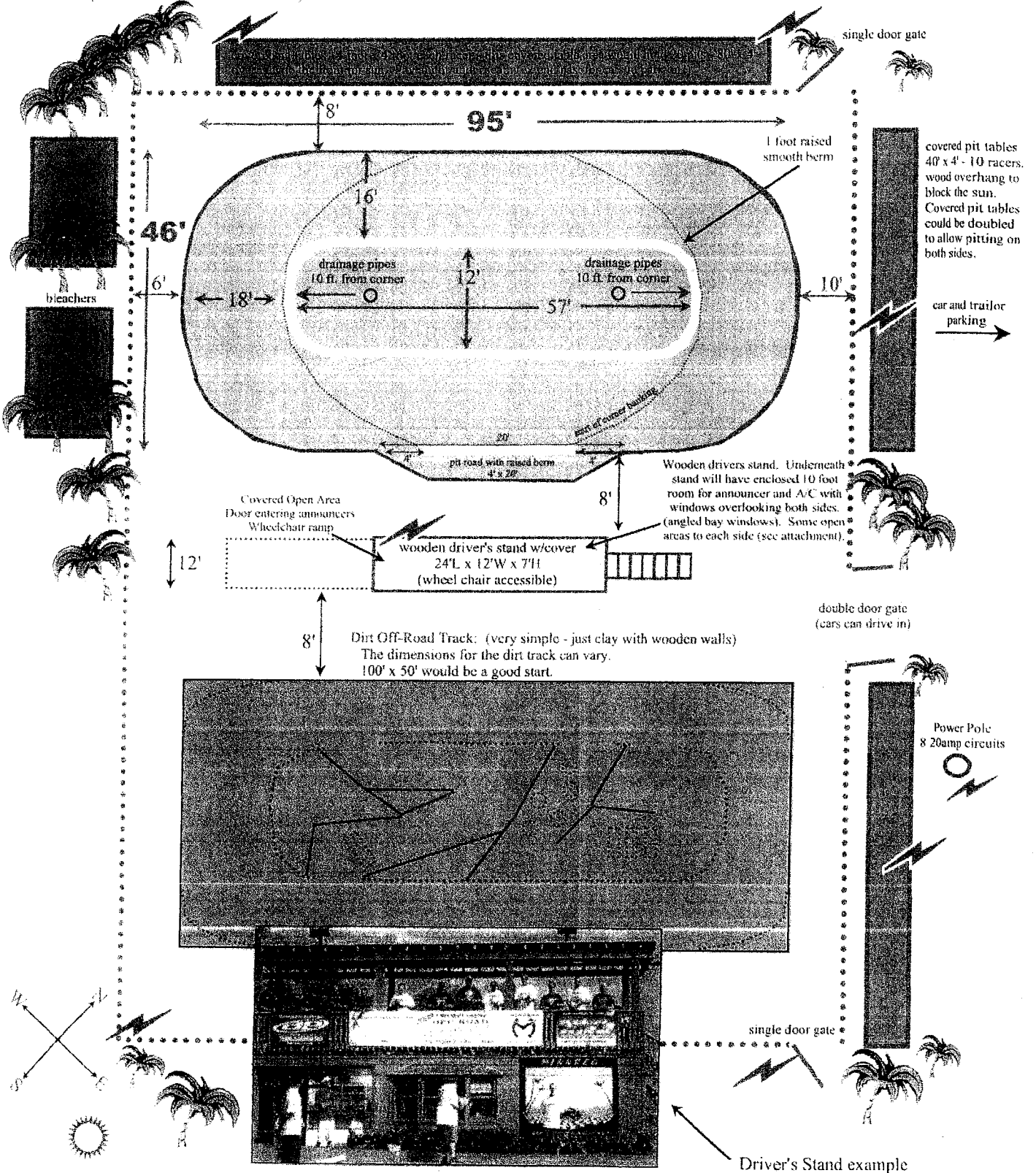


R.C. "Rob" Cuthbert, C.P.M.
Purchasing Division Manager

/jrs
Attachment

Asphalt RC track

1-2 degrees banking on straightaways with progressive banking in corners with smooth transition going in from straightaways.
 It would be ideal to have about 8-10 degrees of banking on top of corners and almost flat on bottom of corner (1-2 degree to match straight).
 Wooden outside walls with some type of fencing around track area.
 Paved pit row (4 feet wide x 20 feet) with raised berm.

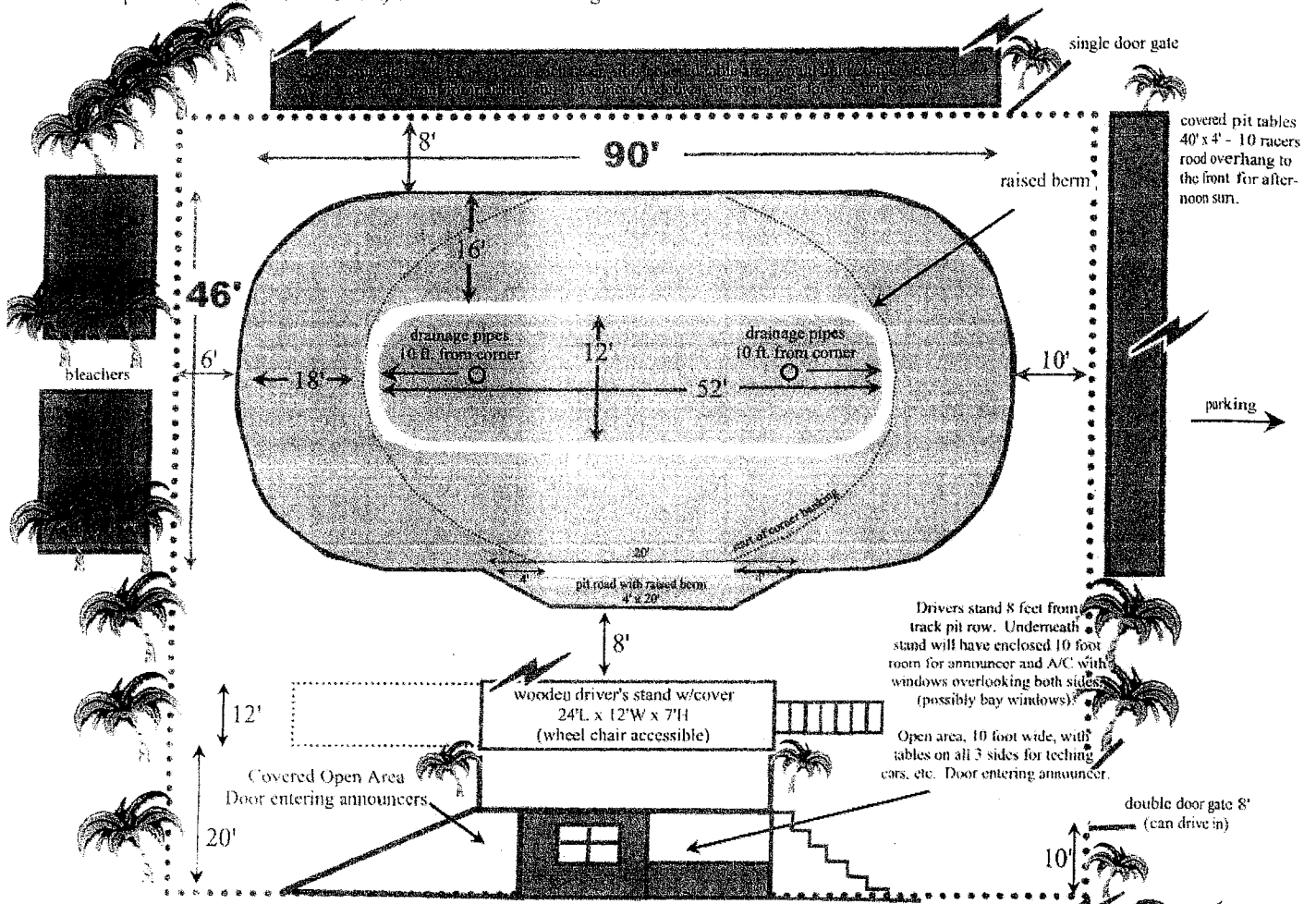


Initial Plan (asphalt oval track):

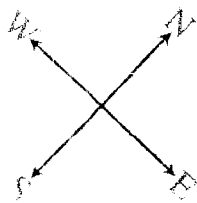
1-2 degrees banking on straightaways with progressive banking in corners with smooth transition going in from straightaways.

It would be ideal to have about 8-10 degrees of banking on top of corners and almost flat on bottom of corner (1-2 degree to match straight).

Wooden outside walls with some type of fencing around track area (10 feet from track).
 Paved pit row (4 feet wide x 15 feet) with raised berm. Angle wood near entrance / exit.



(reserved area for future dirt off-road track)



(great example of driver's stand)

